


■ 向心滚针和保持架组件

Radial needle roller and cage assemblies




轴径 Shaft Diameter	轴承型号 Bearing Designation		重量 Mass 近似 Approx	外形尺寸 Boundary Dimensions			基本额定负荷 Basic Load Rating		极限转速 Limiting Speed
	现行的 Current	被取代的 Substituted		Fw	Ew	Bc	动 Cr Dynamic	静 Cor Static	
mm			g	mm			N		rpm
5	K 5x 8x 8 TN	29241/5	0.7	5	8	8	2 300	1 880	37 000
	K 5x 8x10 TN	39241/5	0.9	5	8	10	2 800	2 450	37 000
6	K 6x 9x 8 TN	29241/6	0.8	6	9	8	2 560	2 240	35 000
	K 6x 9x10 TN	39241/6	1	6	9	10	3 300	3 100	35 000
7	K 7x10x 8 TN	29241/7	0.9	7	10	8	2 750	2 550	32 000
	K 7x10x10 TN	39241/7	1.1	7	10	10	3 350	3 400	32 000
8	K 8x11x 8 TN	29241/8	1.1	8	11	8	3 000	2 900	30 000
	K 8x11x10 TN	39241/8	1.7	8	11	10	3 830	3 950	30 000
	K 8x11x13 TN	49241/8	1.8	8	11	13	5 000	5 700	30 000
	K 8x12x10 TN	29242/8	1.3	8	12	10	4 900	4 600	30 000
9	K 9x12x10 TN	39241/9	1.5	9	12	10	4 200	4 700	30 000
	K 9x12x13 TN	49241/9	1.9	9	12	13	5 500	6 700	30 000
10	K 10x13x10 TN	39241/10	1.6	10	13	10	4 500	5 250	27 000
	K 10x13x13 TN	49241/10	2.1	10	13	13	6 000	7 600	27 000
	K 10x13x16 TN	-	2.2	10	13	16	6 300	7 800	27 000
	K 10x14x10 TN	29242/10	2.9	10	14	10	7 000	7 900	27 000
	K 10x14x13 TN	39242/10	4.3	10	14	13	8 000	9 100	26 000
	K 10x16x12 TN	19244/10	3.7	10	16	12	7 000	9 300	27 000
12	K 12x15x 9 TN	-	2.7	10	15	9	4 120	5 210	25 000
	K 12x15x10 TN	39241/12	1.9	12	15	10	4 320	5 730	25 000
	K 12x15x13 TN	49241/12	2.4	12	15	13	6 000	8 100	25 000
	K 12x16x 8 TN	19242/12	2.9	12	16	8	4 200	4 700	25 000
	K 12x16x10 TN	29242/12	3.8	12	16	10	6 000	6 900	25 000
	K 12x16x13 TN	39242/12	3.4	12	16	13	7 900	9 200	25 000
	K 12x17x13 TN	59242/12	4.4	12	17	13	9 300	10 000	24 000
	K 12x18x12 TN	19244/12	5	12	18	12	9 800	8 000	24 000
	KK 12x15x20 TN	K 12x15x20 TN	3.8	12	15	20	8 200	12 000	25 000
14	K 14x17x10	-	4	14	17	10	5 100	6 800	23 000
	K 14x17x17	-	6.8	14	17	17	9 300	14 000	23 000
	K 14x18x10	29241/14	4.8	14	18	10	6 800	8 300	23 000
	K 14x18x13	39241/14	6.3	14	18	13	8 100	9 800	23 000
	K 14x18x14	-	6.8	14	18	14	9 200	12 000	23 000
	K 14x18x15	49241/14	7.3	14	18	15	10 000	13 000	23 000
	K 14x18x17	59241/14	8.1	14	18	17	10 500	13 900	23 000
	K 14x20x12	19243/14	8.6	14	20	12	9 900	10 500	22 000
15	K 15x18x14	-	5.3	15	18	14	7 500	11 000	23 000
	K 15x18x17	-	6.4	15	18	17	9 600	15 900	23 000
	K 15x19x10	29241/15	5.1	15	19	10	7 200	9 000	22 000
	K 15x19x13	39241/15	7	15	19	13	8 300	9 800	22 000

TN=塑料保持架，允许工作温度：120℃连续；180℃短期。TN=plastic cage, permissible operating temperature: 120℃ (Continuous operation).  
 脂润滑极限转速为表列数值的60%。 Limiting speed for oil lubrication. For grease lubrication, 60% of the values given in the table is permissible.

■ 向心滚针和保持架组件

Radial needle roller and cage assemblies



轴 径 Shaft Diameter	轴 承 型 号 Bearing Designation		重 量 Mass 近似 Approx	外 形 尺 寸 Boundary Dimensions			基 本 额 定 负 荷 Basic Load Rating		极 限 转 速 Limiting Speed
	现 行 的 Current	被 取 代 的 Substituted		F <sub>w</sub>	E <sub>w</sub>	B <sub>c</sub>	动 C <sub>r</sub> Dynamic	静 C <sub>or</sub> Static	油 润 滑 Oil
				mm			N		rpm
15	K 15x19x17	59241/15	8.8	15	19	17	10 300	15 000	22 000
	KK 15x19x24	79241/15	10.5	15	19	24	12 800	20 100	22 000
	K 15x20x13	29242/15	8.9	15	20	13	9 700	11 000	22 000
	K 15x21x12	19243/15	10	15	21	12	10 000	13 000	22 000
	K 15x21x15	39242/15	13	15	21	15	13 800	16 000	22 000
	K 15x21x21	-	18.2	15	21	21	18 000	24 000	22 000
16	K 16x20x10	29241/16	5.7	16	20	10	7 600	9 700	22 000
	K 16x20x13	39241/16	7.1	16	20	13	8 700	11 300	22 000
	K 16x20x17	59241/16	9.2	16	20	17	11 200	16 300	22 000
	K 16x21x10	19242/16	6.7	16	21	10	9 000	12 000	22 000
	K 16x22x12	19243/16	10.4	16	22	12	11 000	12 000	21 000
	K 16x22x13	-	11.9	16	22	13	12 000	13 400	21 000
	K 16x22x16	-	13.7	16	22	16	14 300	17 000	21 000
	K 16x22x20	49243/16	16.7	16	22	20	18 000	22 300	21 000
	K 16x23x14	19244/16	20	16	23	14	19 000	21 000	19 000
	K 16x24x20	19245/16	24.9	16	24	20	21 100	23 000	20 000
17	K 17x21x10	29241/17	5.6	17	21	10	7 900	10 100	21 000
	K 17x21x13	39241/17	7.5	17	21	13	10 000	14 100	21 000
	K 17x21x17	59241/17	9.5	17	21	17	12 000	17 400	21 000
	K 17x23x14	29243/17	11.5	17	23	14	11 000	15 000	21 000
18	K 18x22x10	29241/18	6.1	18	22	10	8 200	9 900	20 000
	K 18x22x13	39241/18	7.7	18	22	13	9 000	12 100	20 000
	K 18x22x17	59241/18	10.8	18	22	17	11 900	17 600	20 000
	K 18x24x12	19243/18	11.6	18	24	12	11 200	12 900	20 000
	K 18x24x13	-	12.6	18	24	13	12 900	14 900	20 000
	K 18x24x13.5	-	13	18	24	13.5	12 900	14 900	20 000
	K 18x24x20	49243/18	19	18	24	20	20 000	26 500	20 000
	K 18x25x14	-	14.9	18	25	14	16 500	18 800	20 000
	K 18x25x22	-	24.3	18	25	22	22 900	28 400	20 000
	K 18x26x14	-	19	18	26	14	18 000	20 000	18 000
	K 18x28x16	19244/18	24	18	28	16	19 000	18 400	19 000
19	K 19x23x13	-	8.2	19	23	13	9 300	13 000	20 000
	K 19x23x17	-	11.1	19	23	17	12 000	18 600	20 000
20	K 20x24x10	29241/20	6.5	20	24	10	8 700	12 100	19 000
	K 20x24x12	-	8	20	24	12	9 600	13 800	19 000
	K 20x24x13	39241/20	8.9	20	24	13	9 600	13 800	19 000
	K 20x24x17	59241/20	11.2	20	24	17	12 400	20 000	19 000
	K 20x26x12	19243/20	13.2	20	26	12	13 100	15 700	19 000
	K 20x26x13	-	14.3	20	26	13	14 100	17 400	19 000
	K 20x26x14	-	15	20	26	14	15 000	18 000	20 000

■ 向心滚针和保持架组件

Radial needle roller and cage assemblies




轴径 Shaft Diameter	轴承型号 Bearing Designation		重量 Mass 近似 Approx	外形尺寸 Boundary Dimensions			基本额定负荷 Basic Load Rating		极限转速 Limiting Speed
	现行的 Current	被取代的 Substituted		Fw	Ew	Bc	动Cr Dynamic	静Cor Static	
							mm		N
20	K 20x26x16	K 9249/20	17.5	20	26	16	18 000	25 000	18 500
	K 20x26x17	39243/20	18.2	20	26	17	18 700	25 500	19 000
	K 20x26x20	49243/20	22	20	26	20	20 600	28 500	19 000
	K 20x28x20	19245/20	26.8	20	28	20	23 400	28 000	18 000
	K 20x28x25	29245/20	36.2	20	28	25	30 000	28 500	18 000
21	K 20x30x30	39245/20	56	20	30	30	35 000	41 000	18 000
	K 21x25x13	-	9	21	25	13	9 600	14 500	19 000
22	K 21x25x17	-	12	21	25	17	12 800	21 000	19 000
	K 22x26x10	29241/22	7.1	22	26	10	8 700	12 900	18 000
	K 22x26x13	39241/22	9.4	22	26	13	10 000	15 400	18 000
	K 22x26x17	59241/22	12.1	22	26	17	13 100	22 100	18 000
	K 22x27x13	29242/22	10.8	22	27	13	14 000	23 000	18 000
	K 22x28x17	39243/22	19.7	22	28	17	19 000	26 500	18 000
	K 22x28x23	59243/22	26	22	28	23	20 000	27 000	19 000
	K 22x29x16	19244/22	22.2	22	29	16	19 500	25 000	17 000
	K 22x30x20	19245/22	28	22	30	20	21 000	23 500	18 900
23	K 22x32x24	-	43.4	22	32	24	33 500	39 500	16 000
	K 23x25x16 TN	-	30	23	35	16	24 000	23 400	15 000
24	K 24x28x10	-	8.1	24	28	10	9 400	14 300	17 000
	K 24x28x13	-	10.1	24	28	13	10 500	17 000	17 000
	K 24x28x17	9243/24	13.2	24	28	17	14 000	24 500	17 000
	K 24x29x13	-	13.5	24	29	13	13 100	19 100	16 000
	K 24x30x17	-	21.5	24	30	17	19 000	27 000	16 000
	KK 24x30x31	-	39.1	24	30	31	27 000	43 000	16 000
25	K 25x29x10	29241/25	8.3	25	29	10	9 700	14 900	16 000
	K 25x29x13	39241/25	10.4	25	29	13	10 800	17 900	16 000
	K 25x29x17	59241/25	13.7	25	29	17	14 500	25 500	16 000
	K 25x30x13	29242/25	12.9	25	30	13	14 100	21 300	16 000
	K 25x30x20	59242/25	20.5	25	30	20	21 100	28 000	16 000
	K 25x30x25	-	21	25	30	25	21 700	40 400	15 000
	K 25x30x26	SZ - 436	21.6	25	30	26	20 100	26 500	15 000
	K 25x31x17	39243/25	21.8	25	31	17	19 000	28 000	16 000
	K 25x31x21	39243/25	26.2	25	31	21	24 100	37 500	16 000
	K 25x32x16	19244/25	24.5	25	32	16	20 500	27 500	15 000
	K 25x33x20	19245/25	32	25	33	20	28 000	37 500	15 000
	K 25x33x24	29245/25	38.7	25	33	24	33 900	46 500	15 000
	K 25x34x18	-	32	25	34	18	48 000	67 000	15 000
	K 25x35x30	39245/25	65.5	25	35	30	46 500	61 500	14 000
KK 25x30x26	-	27	25	30	26	21 000	35 000	14 000	

TN=塑料保持架, 允许工作温度: 120°C连续; 180°C短期。  
脂润滑极限转速为表列数值的60%

TN=plastic cage, permissible operating temperature: 120°C (Continuous operation).  
Limiting speed for oil lubrication. For grease lubrication, 60% of the values given in the table is permissible.

■ 向心滚针和保持架组件


Radial needle roller and cage assemblies



轴径 Shaft Diameter	轴承型号 Bearing Designation		重量 Mass 近似 Approx	外形尺寸 Boundary Dimensions			基本额定负荷 Basic Load Rating		极限转速 Limiting Speed
	现行的 Current	被取代的 Substituted		Fw	Ew	Bc	动 Cr Dynamic	静 Cor Static	润滑油 Oil
				mm			N		rpm
26	K 26x30x10	-	9	26	30	10	9 500	15 500	16 000
	K 26x30x13	-	11.4	26	30	13	11 100	18 700	16 000
	K 26x30x17	-	15	26	30	17	14 700	27 000	16 000
	K 26x31x13	-	9.9	26	31	13	12 400	18 400	15 000
	KK 26x30x22	-	12.3	26	30	22	15 200	28 000	16 000
27	K 27x32x27	-	29	27	32	27	16 000	34 000	17 000
28	K 28x32x16.5	-	18	28	32	16.5	15 000	32 400	14 000
	K 28x32x17	9242/28	18.2	28	32	17	15 000	32 400	14 000
	K 28x33x13	29241/28	15.2	28	33	13	14 800	23 600	14 000
	K 28x33x17	49241/28	19.5	28	33	17	19 100	33 000	14 000
	K 28x33x27 TN	79241/28	19	28	33	27	22 800	40 500	14 000
	K 28x34x17	39242/28	24.2	28	34	17	21 300	35 000	14 000
	K 28x35x16	19243/28	29	28	35	16	21 000	29 000	14 000
	K 28x35x18	-	31	28	35	18	23 500	33 500	14 000
	K 28x35x20	29243/28	35	28	35	20	24 000	34 000	14 000
	K 28x35x27	-	47	28	35	27	34 500	54 500	14 000
	K 28x36x16	-	40	28	36	16	31 000	47 000	11 000
	K 28x40x18	-	50	28	40	18	33 000	36 500	12 000
	K 28x40x25	-	71	28	40	25	45 000	54 500	12 000
30	K 30x34x13	-	14.6	30	34	13	11 800	21 200	13 000
	K 30x35x13	29241/30	16.3	30	35	13	15 100	25 000	13 000
	K 30x35x17	49241/30	21.3	30	35	17	19 100	33 500	13 000
	K 30x35x27	19241/30	33.3	30	35	27	30 000	58 500	13 000
	K 30x37x16	19243/30	26.4	30	37	16	22 500	33 000	13 000
	K 30x37x18	-	34	30	37	18	25 500	38 000	13 000
	K 30x38x25	29244/30	43	30	38	25	26 000	39 000	13 000
	K 30x40x18	-	44	30	40	18	31 500	39 500	12 000
	K 30x40x30	49243/30	78	30	40	30	48 500	68 500	13 000
	KK 30x35x26	-	32	30	35	26	23 500	43 500	12 000
32	K 32x37x13	29241/32	18.3	32	37	13	15 000	25 000	12 000
	k 32x37x17	49241/32	22.4	32	37	17	19 400	35 000	12 000
	K 32x37x27	19241/32	36.7	32	37	27	29 500	59 500	12 000
	K 32x37x28 TN	-	22.3	32	37	28	23 100	43 000	12 000
	K 32x38x16	-	25	32	38	16	21 000	34 000	12 000
	K 32x38x20	49242/32	31	32	38	20	26 000	44 500	12 000
	K 32x38x26 TN	-	25.2	32	38	26	27 000	46 500	12 000
	K 32x39x16	19243/32	36.7	32	39	16	23 500	35 000	12 000
	K 32x39x18	-	37.2	32	39	18	26 000	40 500	12 000
	K 32x40x20	19244/32	48	32	40	20	37 000	40 500	12 000
	K 32x40x25	29244/32	54	32	40	25	37 000	57 500	12 000

■ 向心滚针和保持架组件

Radial needle roller and cage assemblies




轴径 Shaft Diameter	轴承型号 Bearing Designation		重量 Mass 近似 Approx	外形尺寸 Boundary Dimensions			基本额定负荷 Basic Load Rating		极限转速 Limiting Speed  油润滑 Oil
	现行的 Current	被取代的 Substituted		Fw	Ew	Bc	动Cr Dynamic	静Cor Static	
mm			g	mm			N		rpm
32	K 32x40x36	-	73	32	40	36	53 500	91 500	12 000
	K 32x46x32	-	119	32	46	32	65 500	82 500	11 000
	KK 32x40x42 TN	-	77.1	32	40	42	49 500	83 500	12 000
35	K 35x40x13	29241/35	18.8	35	40	13	15 800	27 500	11 000
	K 35x40x17	49241/35	25.3	35	40	17	20 300	38 000	11 000
	K 35x40x25	29244/35	31	35	40	25	29 000	59 500	11 000
	K 35x40x27 TN	19241/35	23.4	35	40	27	24 500	48 000	11 000
	K 35x40x27	79241/35	28	35	40	27	27 800	62 100	11 000
	K 35x40x30	39244/35	43	35	40	30	25 000	49 500	11 000
	K 35x42x16	19243/35	34	35	42	16	23 900	37 000	11 000
	K 35x42x18	-	39.2	35	42	18	27 000	42 500	11 000
	K 35x42x30	49243/35	62.4	35	42	30	38 500	67 500	11 000
	K 35x43x18	-	38	35	43	18	28 000	41 500	11 000
	K 35x45x20	-	55.5	35	45	20	36 500	49 500	10 000
	K 35x45x30	29245/35	80	35	45	30	52 500	78 500	10 000
	K 35x45x49	-	120	35	45	49	81 500	13 400	10 000
	KK 35x40x30	-	48	35	40	30	31 500	65 500	11 000
KK 35x42x20	29243/35	41	35	42	20	29 500	48 500	11 000	
36	K 36x41x30	-	52	36	41	30	23 000	43 000	11 000
	K 36x42x16	-	50	36	42	16	24 000	42 000	11 000
37	K 37x42x17	-	25.8	37	42	17	21 900	42 500	10 000
	K 37x42x27	-	40.7	37	42	27	31 500	67 500	10 000
	K 37x45x26	-	60.5	37	45	26	43 500	73 500	10 000
38	K 38x43x17	49241/38	26.1	38	43	17	20 000	38 000	10 000
	K 38x43x27	79241/38	43.2	38	43	27	31 000	67 500	10 000
	K 38x46x20	19244/38	46	38	46	20	35 000	56 500	10 000
	K 38x46x32	-	72.7	38	46	32	54 500	98 500	10 000
39	K 39x44x24	-	38	39	44	24	28 000	58 500	10 000
	KK 39x44x26	-	29.5	39	44	26	27 000	55 500	10 000
40	K 40x44x13	-	20	40	44	13	13 500	28 000	10 000
	K 40x45x13	29241/40	21.5	40	45	13	17 100	32 000	10 000
	K 40x45x17	49241/40	27.4	40	45	17	20 900	41 000	10 000
	K 40x45x21	-	36.5	40	45	21	24 400	49 500	10 000
	K 40x45x27	19241/40	46	40	45	27	32 500	72 500	10 000
	K 40x46x17	39242/40	30	40	46	17	24 500	44 500	9 000
	K 40x47x18	-	45.2	40	47	18	29 000	49 500	9 000
	K 40x47x20	29243/40	42	40	47	20	32 000	56 500	9 000
	K 40x48x20	19244/40	57.7	40	48	20	35 500	58 500	9 000
KK 40x45x30	-	48	40	45	30	26 000	53 500	9 000	
42	K 42x47x13	29241/42	22.5	42	47	13	17 300	33 000	9 000

TN=塑料保持架, 允许工作温度: 120°C连续; 180°C短期。  
脂润滑极限转速为表列数值的60%。

TN=plastic cage, permissible operating temperature: 120°C (Continuous operation).  
Limiting speed for oil lubrication. For grease lubrication, 60% of the values given in the table is permissible.

■ 向心滚针和保持架组件


Radial needle roller and cage assemblies



轴径 Shaft Diameter	轴承型号 Bearing Designation		重量 Mass 近似 Approx	外形尺寸 Boundary Dimensions			基本额定负荷 Basic Load Rating		极限转速 Limiting Speed	
	现行的 Current	被取代的 Substituted		Fw	Ew	Bc	动Cr	静Cor		润滑油 Oil
							Dynamic	Static		
mm			g	mm			N			
42	K 42x47x17	49241/42	31.1	42	47	17	21 100	42 500	9 000	
	K 42x47x25 TN	-	25.7	42	47	25	27 000	57 500	9 000	
	K 42x47x27	79241/42	46.6	42	47	27	33 000	74 500	9 000	
	K 42x48x35	79242/42	60	42	48	35	35 000	76 000	9 000	
	K 42x50x18	-	53	42	50	18	31 000	49 500	9 000	
	K 42x50x20	19244/42	54	42	50	20	34 500	56 500	9 000	
43	KK 42x47x30	-	54	42	47	30	31 000	75 500	9 000	
	K 43x48x17	-	29.3	43	48	17	21 000	42 500	9 000	
	K 43x48x27	-	45.7	43	48	27	33 000	74 500	9 000	
45	K 43x50x18	9249/43	48.5	43	50	18	30 500	53 500	9 000	
	K 45x49x19	-	27	45	49	19	17 500	40 000	8 000	
	K 45x50x17	49241/45	25.5	45	50	17	22 000	45 500	8 000	
	K 45x50x27	19241/45	50	45	50	27	34 000	79 500	8 000	
	K 45x50x32 TN	-	45	45	50	32	38 000	90 500	8 000	
	K 45x52x18	-	51	45	52	18	31 000	56 500	8 000	
	K 45x52x21 TN	-	32.9	45	52	21	39 500	57 500	8 000	
	K 45x53x20	19244/45	62.2	45	53	20	38 500	66 500	8 000	
	K 45x53x21	-	65	45	53	21	38 000	66 500	8 000	
	K 45x53x22	-	68.4	45	53	22	42 000	66 500	8 000	
	K 45x53x28	-	78	45	53	28	51 500	97 500	8 000	
	K 45x59x18 TN	-	60.5	45	59	18	43 500	53 500	7 000	
	47	K 45x59x32	-	145.5	45	59	32	72 500	101 500	7 000
K 45x59x36		-	195	45	59	36	75 500	108 500	7 000	
KK 45x51x36		-	85	45	51	36	44 500	98 500	7 000	
K 47x52x17		-	32	47	52	17	22 800	48 500	8 000	
48	K 47x52x27	-	50.7	47	52	27	34 500	82 500	8 000	
	K 47x53x25	-	53	47	53	25	38 000	81 500	8 000	
	k 47x55x28	-	62.4	47	55	28	52 500	99 500	7 500	
50	K 48x54x19	39242/48	44	48	54	19	30 000	60 500	7 500	
	K 48x54x25	59242/48	55	48	54	25	31 000	61 000	7 500	
52	K 50x55x13.5	-	31	50	55	13.5	17 500	36 000	7 500	
	K 50x55x17	49241/50	35	50	55	17	21 400	46 500	7 500	
	K 50x55x20	59241/50	39.4	50	55	20	26 000	59 500	7 500	
	K 50x55x30	9243/50	59.4	50	55	30	38 500	96 500	7 500	
	K 50x57x18	-	53.4	50	57	18	33 000	62 500	7 000	
	K 50x58x20	19244/50	64.9	50	58	20	35 000	61 500	7 000	
55	K 50x58x25	29244/50	81	50	58	25	43 500	80 500	7 000	
	K 52x57x12	-	24	52	57	12	17 500	36 000	7 000	
55	K 55x60x20	-	43.4	55	60	20	28 000	65 500	6 500	
	K 55x60x27	-	60.5	55	60	27	37 500	96 500	6 500	

■ 向心滚针和保持架组件

Radial needle roller and cage assemblies




轴径 Shaft Diameter	轴承型号 Bearing Designation		重量 Mass 近似 Approx	外形尺寸 Boundary Dimensions			基本额定负荷 Basic Load Rating		极限转速 Limiting Speed
	现行的 Current	被取代的 Substituted		Fw	Ew	Bc	动 Cr Dynamic	静 Cor Static	
				mm			N		
mm			g					rpm	
55	K 55x60x30	-	68.6	55	60	30	40 500	10 300	6 500
	K 55x61x20	49241/55	56	55	61	20	41 000	11 000	6 500
	K 55x62x18	-	58.4	55	62	18	35 000	69 500	6 500
	K 55x63x15	-	53	55	63	15	24 500	40 500	6 500
	K 55x63x20	19243/55	73.3	55	63	20	39 500	73 500	6 500
	K 55x63x25	29243/55	88	55	63	25	49 500	99 500	6 500
	K 55x63x32	-	117	55	63	32	61 500	129 500	6 500
56	KK 55x60x40	-	96.5	55	60	40	48 000	132 000	6 500
56	K 56x61x20	-	45	56	61	20	27 000	64 500	6 500
58	K 58x63x17	-	42	58	63	17	21 500	63 500	6 000
	K 58x64x19	-	53	58	64	19	24 500	77 500	6 000
	K 58x65x18	-	52	58	65	18	34 500	69 500	6 000
	KK 58x65x38	-	106	58	65	38	48 500	106 500	6 000
60	K 60x65x20	49241/60	50.5	60	65	20	29 000	71 500	6 000
	K 60x65x30	69241/60	71.2	60	65	30	42 000	115 500	6 000
	K 60x68x20	19243/60	79	60	68	20	43 000	84 500	5 500
	K 60x68x23	-	94	60	68	23	49 000	100 500	5 500
	K 60x68x25	29243/60	97	60	68	25	52 500	110 500	5 500
	K 60x68x27	-	98	60	68	27	59 000	120 500	6 000
	KK 60x66x33	K 60x66x33 ZW	104	60	66	33	45 500	111 500	6 000
	KK 60x66x40	K 60x66x40 ZW	116	60	66	40	57 500	150 500	5 500
	K 60x75x42	-	240	60	75	42	11 300	19 200	5 500
	K K 60x68x30	K 60x68x30 ZW	136	60	68	30	44 000	87 500	5 500
KK 60x68x34	K 60x68x34 ZW	140	60	68	34	47 500	95 500	5 500	
62	KK 62x70x40	-	147.5	62	70	40	65 500	145 500	5 500
63	K 63x70x21	K 63x70x21	75	63	70	21	45 000	100 500	5 500
64	K 64x70x16	K 64x70x16	53	64	70	16	27 500	59 500	5 500
65	K 65x70x20	49241/65	49	65	70	20	30 000	76 500	5 500
	K 65x70x30	-	83	65	70	30	43 500	123 500	5 500
	K 65x73x23	-	100	65	73	23	45 500	93 500	5 000
	K 65x73x30	39243/65	126	65	73	30	56 500	122 500	5 000
68	K 68x74x20	49241/68	65	68	74	20	35 000	83 500	5 000
	K 68x74x30	69241/68	97	68	74	30	46 000	117 500	5 000
	KK 68x74x35	79241/68	116	68	74	35	48 000	124 500	5 000
	KK 68x75x32	-	120	68	75	32	53 500	127 500	4 500
70	K 70x76x20	49241/70	70	70	76	20	35 500	85 500	4 500
	K 70x76x30	69241/70	100	70	76	30	51 500	138 500	4 500
	K 70x78x25	29243/70	115	70	78	25	51 500	111 500	4 500
	K 70x78x30	39243/70	136	70	78	30	59 500	134 500	4 500
	K 70x80x30	29244/70	150	70	80	30	72 500	147 500	4 500

脂润滑极限转速为表列数值的60%。

Limiting speed for oil lubrication. For grease lubrication, 60% of the values given in the tables is permissible.

■ 向心滚针和保持架组件

Radial Needle Roller And Cage Assemblies



轴径 Shaft Diameter	轴承型号 Bearing Designation		重量 Mass 近似 Approx	外形尺寸 Boundary Dimensions			基本额定负荷 Basic Load Rating		极限转速 Limiting Speed  油润滑 Oil
	现行的 Current	被取代的 Substituted		Fw	Ew	Bc	动 Cr Dynamic	静 Cor Static	
				mm			N		
70	KK 70x78x46	-	230	70	78	46	77 500	18 800	4 500
72	K 72x80x20	19243/72	94	72	80	20	41 000	84 500	4 500
73	K 73x79x20	-	69	73	79	20	36 500	99 500	4 500
75	K 75x81x20	49241/75	72	75	81	20	37 000	93 500	4 500
	K 75x81x30	69241/75	106	75	81	30	51 500	142 000	4 500
	K 75x83x23	-	113	75	83	23	49 500	108 000	4 000
	K 75x83x30	39243/75	147	75	83	30	61 500	142 000	4 000
	KK 75x83x35	49243/75	165	75	83	35	62 500	146 500	4 000
80	KK 75x83x40	59243/75	190	75	83	40	72 500	176 500	4 000
	K 80x86x20	49241/80	76	80	86	20	38 000	97 500	4 000
	K 80x86x30	69241/80	114	80	86	30	55 500	158 500	4 000
	K 80x88x30	39243/80	141	80	88	30	71 500	178 500	4 000
	KK 80x88x40	59243/80	204	80	88	40	75 500	191 500	4 000
85	KK 80x88x46	69243/80	235	80	88	46	87 500	23 000	4 000
	K 85x92x20	29241/85	96	85	92	20	44 000	107 500	3 500
90	K 90x97x20	29241/90	103	90	97	20	44 500	112 500	3 000
	K 90x98x27	-	150	90	98	27	60 500	149 500	3 000
	K 90x98x30	39242/90	172	90	98	30	67 500	171 500	3 000
95	K 95x102x20	29241/95	110	95	102	20	45 500	122 500	2 900
	K 95x103x30	39242/95	177	95	103	30	68 500	179 500	2 900
	KK 95x103x40	59242/95	250	95	103	40	82 500	227 500	2 900
100	K 100x107x21	-	120	100	107	21	47 500	126 500	2 700
	K 100x108x27	-	176	100	108	27	56 500	142 500	2 700
	K 100x108x30	39242/100	190	100	108	30	70 500	187 500	2 700
105	K 105x112x21	-	123	105	112	21	47 000	126 500	2 500
	K 105x113x30	39242/105	198	105	113	30	71 500	196 500	2 500
110	K 110x117x24	-	146	110	117	24	55 500	157 500	2 300
	K 110x118x30	39242/110	217	110	118	30	77 500	218 500	2 300