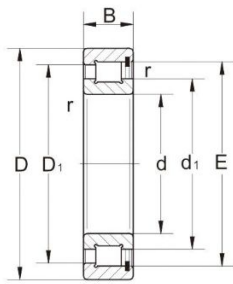
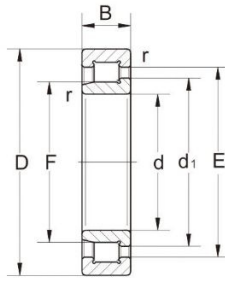


■ 圆柱滚子轴承

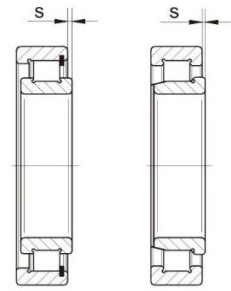
Cylindrical roller bearings



SL1829, SL1830, SL1822
(单向定位轴承)
(semi-locating bearings)



SL1923
(单向定位轴承)
(semi-locating bearings)

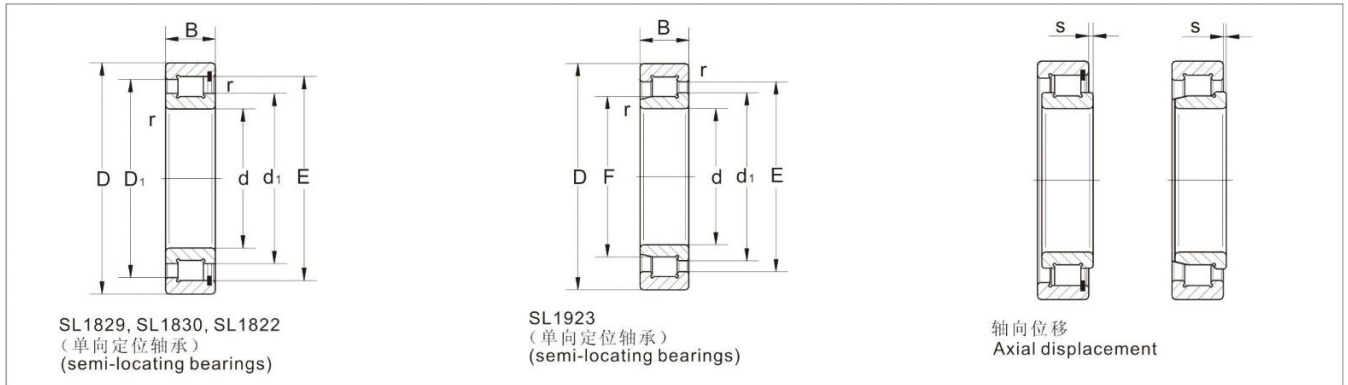


轴向位移
Axial displacement

轴径 Shaft Diameter	中圈型号 Designation of Center Washers	重量 Mass	外形尺寸 Boundary Dimensions					安装尺寸 Mounting Dimensions				基本额定负荷 Basic Load Rating		极限转速 Limiting Speed
			d	D	B	r	s	F	d ₁	D ₁	E	动Dyn. Cr	静Stat. Cor	
mm		kg	mm					mm				N		rpm
20	SL18 3004	0.11	20	42	16	0.6	1.5	-	29	33	36.5	22 000	21 200	10 000
	SL18 2204	0.16	20	47	18	1	1	-	30	37	41.5	32 800	30 000	9 500
25	SL18 3005	0.12	25	47	16	0.6	1.5	-	34.5	38.5	42.5	25 200	26 000	9 000
	SL18 2205	0.18	25	52	18	1	1	-	35	42	46.5	36 800	36 000	8 500
	SL19 2305	0.37	25	62	24	1.6	2	31.72	-	47.5	-	52 000	48 000	7 500
30	SL18 3006	0.20	30	55	19	1	2	-	40	45	49.5	32 400	34 400	7 500
	SL18 2206	0.30	30	62	20	1	1	-	42	50.5	55	50 400	52 000	7 000
	SL19 2306	0.56	30	72	27	1.1	2	38.30	43.5	56	-	71 200	70 400	6 500
35	SL18 3007	0.26	35	62	20	1	2	-	45	51	55.5	39 600	44 000	6 500
	SL18 2207	0.44	35	72	23	1.1	1	-	47	59	64	63 200	63 200	6 000
	SL19 2307	0.74	35	80	31	1.5	2	44.68	51	65.5	-	90 400	89 600	5 500
40	SL18 3008	0.31	40	68	21	1	2	-	50.5	57.5	61.5	47 200	54 400	6 000
	SL18 2208	0.55	40	80	23	1.1	1	-	54	66	71	69 600	66 400	5 500
	SL19 2308	1.01	40	90	33	1.5	2	51.12	57.5	75	-	121 600	124 800	5 000
45	SL18 3009	0.40	45	75	23	1	2	-	55.5	62	66.5	50 400	60 800	5 500
	SL18 2209	0.59	45	85	23	1.1	1	-	57.5	69.5	74.5	72 000	79 200	5 000
	SL19 2309	1.37	45	100	36	1.5	3	56.10	62.5	80	-	129 600	137 600	4 500
50	SL18 3010	0.43	50	80	23	1	2	-	59.00	67.5	72	63 200	76 800	5 000
	SL18 2210	0.64	50	90	23	1.1	1	-	64.5	76.5	81.5	77 600	90 400	4 600
	SL19 2310	1.81	50	110	40	2	3	60.72	68.5	89.5	-	166 400	175 400	4 100
55	SL18 3011	0.64	55	90	26	1.1	2	-	68.5	78.5	83.5	85 600	110 400	4 500
	SL18 2211	0.87	55	100	25	1.5	1.5	-	70	83.5	89	100 000	120 000	4 200
	SL19 2311	2.28	55	120	43	2	3	67.11	75.5	99	-	193 600	204 000	3 700
60	SL18 2912	0.29	60	85	16	1	1	-	69	74.5	78.5	45 600	62 400	4 500
	SL18 3012	0.69	60	95	26	1.1	2	-	71.5	81.5	86.5	88 000	116 000	4 200
	SL18 2212	1.18	60	110	28	1.5	1.5	-	77	93	99	121 600	144 000	3 800
	SL19 2312	2.88	60	130	46	2.1	3	73.62	82	105.5	-	208 000	224 000	3 400
65	SL18 2913	0.31	65	90	16	1	1	-	75.5	81	85	48 000	68 800	4 200
	SL18 3013	0.73	65	100	26	1.1	2	-	78	88	93	92 800	127 200	3 900
	SL18 2213	1.57	65	120	31	1.5	1.5	-	82.5	100	106	142 400	171 200	3 500
	SL19 2313	3.52	65	140	48	2.1	3.5	80.69	90	116	-	252 000	284 000	3 200
70	SL18 2914	0.49	70	100	19	1	1	-	81	87.5	92.5	63 200	91 200	3 800
	SL18 3014	1.02	70	110	30	1.1	3	-	81.5	95	100	109 600	140 800	3 600
	SL18 2214	1.66	70	125	31	1.5	1.5	-	87	105	111	147 200	181 600	3 300
	SL19 2314	4.33	70	150	51	2.1	3.5	84.14	94	121	-	276 000	312 000	2 900
75	SL18 2915	0.52	75	105	19	1	1	-	86	93	97.5	64 800	96 800	3 600
	SL18 3015	1.06	75	115	30	1.1	3	-	89	102.5	107.5	116 000	155 200	3 400
	SL18 2215	1.75	75	130	31	1.5	1.5	-	91.5	110	116	152 000	192 800	3 200

■ 圆柱滚子轴承

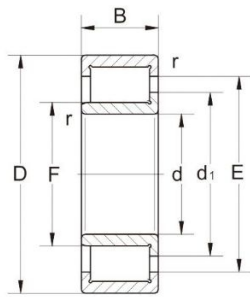
Cylindrical roller bearings



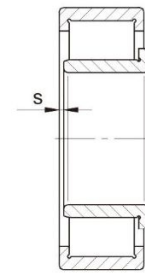
轴径 Shaft Diameter	中圈型号 Designation of Center Washers	重量 Mass	外形尺寸 Boundary Dimensions					安装尺寸 Mounting Dimensions				基本额定负荷 Basic Load Rating		极限转速 Limiting Speed
			d	D	B	r	s	F	d ₁	D ₁	E	动Dyn. Cr	静Stat. Cor	
mm		kg	mm					mm				N		rpm
80	SL18 2916	0.55	80	110	19	1	1	-	91	98	102	67 200	103 200	3 400
	SL18 3016	1.43	80	125	34	1.1	4	-	95	111	117	138 400	180 000	3 200
	SL18 2216	2.15	80	140	33	2	1.5	-	98.5	119	126	180 800	228 000	2 900
	SL19 2316	6.32	80	170	58	2.1	3.5	98.24	109.5	141.5	-	384 000	448 000	2 600
85	SL18 2917	0.81	85	120	22	1.1	1	-	96	105	109	84 000	129 600	3 200
	SL18 3017	1.51	85	130	34	1.1	4	-	99.5	115.5	121	142 400	189 600	3 000
	SL18 2217	2.74	85	150	36	2	1.5	-	104.5	126	133	204 000	260 000	2 800
	SL19 2317	7.34	85	180	60	3	4	107.01	118.5	150.5	-	408 000	496 000	2 400
90	SL18 2918	0.84	90	125	22	1.1	1	-	102	110.5	115	87 200	137 600	3 000
	SL18 3018	1.97	90	140	37	1.5	4	-	106	124	130	166 400	224 000	2 800
	SL18 2218	3.48	90	160	40	2	2.5	-	110	133	140.5	232 000	296 000	2 600
	SL19 2318	8.83	90	190	64	3	4	105.26	117.5	152	-	448 000	528 000	2 300
95	SL18 2919	0.86	95	130	22	1.1	1	-	106.5	117	122	94 400	143 200	2 900
	SL18 2219	4.17	95	170	43	2.1	2.5	-	122	147	155.5	272 000	348 000	2 400
	SL19 2319	10.2	95	200	67	3	4	114.66	127	161.5	-	464 000	576 000	2 200
100	SL18 2920	1.14	100	140	24	1.1	1.5	-	113.5	125.5	130	108 800	164 800	2 700
	SL18 3020	2.15	100	150	37	1.5	4	-	115.5	133.5	139	175 200	248 000	2 600
	SL18 2220	5.13	100	180	46	2.1	2.5	-	127.5	154	163	316 000	416 000	2 300
110	SL18 2922	1.23	110	150	24	1.1	1.5	-	124	136	141	112 000	176 000	2 500
	SL18 3022	3.50	110	170	45	2	5.5	-	127.5	149	156	228 000	316 000	2 300
	SL18 2222	7.24	110	200	53	2.1	4	-	137	167	177	364 000	472 000	2 100
120	SL18 2924	1.73	120	165	27	1.1	1.5	-	135	148.5	154	144 000	236 000	2 300
	SL18 3024	3.80	120	180	46	2	5.5	-	139	160.5	167	240 000	348 000	2 200
130	SL18 2926	2.33	130	180	30	1.5	2	-	146	161	166	171 000	284 000	2 100
	SL18 3026	5.65	130	200	52	2	5.5	-	148.5	175	183	348 000	496 000	2 000
140	SL18 2928	2.42	140	190	30	1.5	2	-	157	173.5	179	185 000	308 000	2 000

■ 圆柱滚子轴承

Cylindrical roller bearings



ZSL 1923

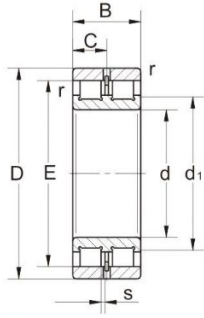


轴向位移
Axial displacement

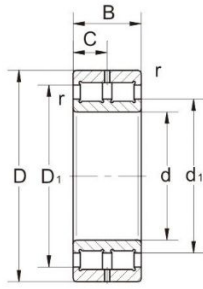
轴径 Shaft Diameter	中圈型号 Designation of Center Washers	重量 Mass	外形尺寸 Boundary Dimensions					安装尺寸 Mounting Dimensions			基本额定负荷 Basic Load Rating		极限转速 Limiting Speed
			d	D	B	r	s	F	d ₁	D ₁	动Dyn. Cr	静Stat. Cor	
mm		kg	mm					mm			N		rpm
25	ZSL19 2305	0.36	25	62	24	1.1	2	31.72	37	47.5	48 000	44 000	16 000
30	ZSL19 2306	0.55	30	72	27	1.1	2	38.30	43.5	56	67 000	64 000	14 000
35	ZSL19 2307	0.72	35	80	31	1.5	2	44.68	51	65.5	84 000	83 000	12 000
40	ZSL19 2308	1	40	90	33	1.5	2	51.12	57.5	75	114 000	115 000	11 000
45	ZSL19 2309	1.34	45	100	36	1.5	3	56.10	62.5	80	122 000	128 000	10 000
50	ZSL19 2310	1.76	50	110	40	2	3	60.72	68.5	89.5	156 000	161 000	9 000
55	ZSL19 2311	2.22	55	120	43	2	3	67.11	75.5	99	182 000	188 000	8 000
60	ZSL19 2312	2.82	60	130	46	2.1	3	73.62	82	105.5	195 000	208 000	7 400
65	ZSL19 2313	3.44	65	140	48	2.1	3.5	80.69	90	116	240 000	264 000	6 800
70	ZSL19 2314	4.27	70	150	51	2.1	3.5	84.14	94	121	264 000	292 000	6 400
75	ZSL19 2315	5.2	75	160	55	2.1	3.5	91.22	101.5	131.5	312 000	352 000	6 000
80	ZSL19 2316	6.2	80	170	58	2.1	3.5	98.24	109.5	142	364 000	416 000	5 600
85	ZSL19 2317	7.23	85	180	60	3	4	107.01	118.5	150.5	388 000	456 000	5 300
90	ZSL19 2318	8.7	90	190	64	3	4	105.26	117.5	152	424 000	488 000	5 000
95	ZSL19 2319	10	95	200	67	3	4	114.66	127	161.5	448 000	536 000	4 800

■ 圆柱滚子轴承

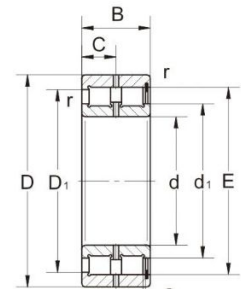
Cylindrical roller bearings



SL0249
(游动轴承)
(Non-locating bearings)



SL0148, SL0149
(定位轴承)
(locating bearings)

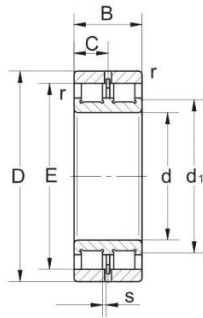


SL1850
(单向定位轴承)
(Semi-locating bearings)

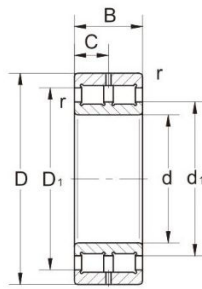
轴径 Shaft Diameter	轴承型号 Bearing Designation			重量 Mass	外形尺寸 Boundary Dimensions					安装尺寸 Mounting Dimensions				基本额定负荷 Basic Load Rating		极限转速 Limiting Speed
	单向定位轴承 Semi-locating bearings	定位轴承 Locating bearings	游动轴承 Non-locating bearings		d	D	B	r min	s	C	d ₁	D ₁	E	动Dyn. Cr	静Stat. Cor	
	Designation	Designation	Designation		kg	mm					mm				N	
20	SL18 5004	-	-	0.2	20	42	30	0.6	1	15	29	33	36.5	47 500	53 000	10 000
25	SL18 5005	-	-	0.23	25	47	30	0.6	1	15	34.5	38.5	42.5	54 000	65 000	9 000
30	SL18 5006	-	-	0.35	30	55	34	1	1.5	17	40	45.5	49.5	70 000	86 000	7 500
35	SL18 5007	-	-	0.46	35	62	36	1	1.5	18	45	51.5	55.5	85 000	109 000	6 500
40	SL18 5008	-	-	0.56	40	68	38	1	1.5	19	50.5	57.5	61.5	101 000	136 000	6 000
45	SL18 5009	-	-	0.71	45	75	40	1	1.5	20	55.5	62.5	66.5	108 000	151 000	5 500
50	SL18 5010	-	-	0.76	50	80	40	1	1.5	20	59	67.5	72	135 000	191 000	5 000
55	SL18 5011	-	-	1.16	55	90	46	1.1	1.5	23	68.5	78.5	83.5	184 000	275 000	4 500
60	-	SL01 4912	-	0.49	60	85	25	1	-	12.5	70.5	73.5	-	71 000	125 000	4 500
	-	-	SL02 4912	0.47	60	85	25	1	1	12.5	70.5	-	77	71 000	125 000	4 500
	SL18 5012	-	-	1.24	60	95	46	1.1	1.5	23	71.5	82	86.5	189 000	290 000	4 200
65	SL18 5013	-	-	1.32	65	100	46	1.1	1.5	23	78	88	93	199 000	320 000	3 900
70	-	SL01 4914	-	0.78	70	100	30	1	-	15	83	87	-	108 000	189 000	3 800
	-	-	SL02 4914	0.75	70	100	30	1	1	15	83	-	91	108 000	189 000	3 800
	SL18 5014	-	-	1.85	70	110	54	1.1	3	27	81.5	95	100	235 000	355 000	3 600
75	SL18 5015	-	-	1.93	75	115	54	1.1	3	27	89	103	107.5	248 000	390 000	3 400
80	-	SL01 4916	-	0.88	80	110	30	1	-	15	92	96	-	115 000	211 000	3 400
	-	-	SL02 4916	0.85	80	110	30	1	1	15	92	-	100	115 000	211 000	3 400
	SL18 5016	-	-	2.59	80	125	60	1.1	3.5	30	95	111	117	295 000	450 000	3 200
85	SL18 5017	-	-	2.72	85	130	60	1.1	3.5	30	99.5	115.5	121	305 000	475 000	3 000
90	-	SL01 4918	-	1.35	90	125	35	1.1	-	17.5	103	110	-	155 000	295 000	3 000
	-	-	SL02 4918	1.3	90	125	35	1.1	1.5	17.5	103	-	115	155 000	295 000	3 000
	SL18 5018	-	-	3.62	90	140	67	1.5	4	33.5	106.5	124	130	355 000	560 000	2 800

■ 圆柱滚子轴承

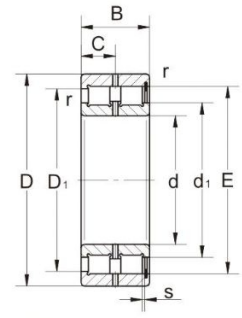
Cylindrical roller bearings



SL0249
(游动轴承)
(Non-locating bearings)



SL0148, SL0149
(定位轴承)
(locating bearings)




SL1850
(单向定位轴承)
(Semi-locating bearings)

轴径 Shaft Diameter	轴承型号 Bearing Designation			重量 Mass	外形尺寸 Boundary Dimensions					安装尺寸 Mounting Dimensions				基本额定负荷 Basic Load Rating		极限转速 Limiting Speed
	单向定位轴承 Semi-locating bearings	定位轴承 Locating bearings	游动轴承 Non-locating bearings		d	D	B	r _{min}	s	F	d ₁	D ₁	E	动Dyn. Cr	静Stat. Cor	
	Designation	Designation	Designation		kg	mm					mm			N		
100	-	SL01 4920	-	1.95	100	140	40	1.1	-	20	116.5	124.5	-	196 000	380 000	2 700
	-	-	SL02 4920	1.90	100	140	40	1.1	2	20	116.5	-	129	196 000	380 000	2 700
	SL18 5020	-	-	3.94	100	150	67	1.5	4	33.5	116	133.5	139	375 000	620 000	2 600
110	-	SL01 4922	-	2.15	110	150	40	1.1	-	20	125	133.5	-	204 000	410 000	2 500
	-	-	SL02 4922	2.10	110	150	40	1.1	2	20	125	-	138	204 000	410 000	2 500
	SL18 5022	-	-	6.32	110	170	80	2	5	40	127.5	148.5	156	490 000	790 000	2 300
120	-	SL01 4924	-	2.95	120	165	45	1.1	-	22.5	139	148	-	228 000	455 000	2 300
	-	-	SL02 4924	2.85	120	165	45	1.1	3	22.5	139	-	153	228 000	455 000	2 300
	SL18 5024	-	-	6.77	120	180	80	2	5	40	139	160	167	520 000	870 000	2 200
130	-	SL01 4926	-	3.95	130	180	50	1.5	-	25	149.5	159.5	-	212 000	424 000	2 100
	-	-	SL02 4926	3.80	130	180	50	1.5	4	25	149.5	-	165	212 000	424 000	2 100
	SL18 5026	-	-	10.20	130	200	95	2	5	47.5	149	174.5	183	592 000	984 000	2 000
140	-	SL01 4928	-	4.20	140	190	50	1.5	-	25	160	170	-	220 000	456 000	2 000
	-	-	SL02 4928	4.10	140	190	50	1.5	4	25	160	-	176	220 000	456 000	2 000
150	-	SL01 4830	-	2.90	150	190	40	1.1	-	20	166	173	-	189 000	440 000	1 900
	-	-	SL02 4830	2.80	150	190	40	2	2	20	166	-	178	189 000	440 000	1 900

带止动环槽的圆柱滚子轴承

Cylindrical roller bearings with snap ring grooves



轴径 Shaft Diameter	轴承型号 Bearing Designation	重量 Mass	外形尺寸 Boundary Dimensions										基本额定负荷 Basic Load Rating		极限转速 Limiting Speed	安装尺寸 Mounting Dimensions				
			d	D	B	C	C ₁	D ₁	m	r	t	x	动Dyn. Cr	静Stat. Cor		C _{a1}	C _{a2}	d ₁	d ₂	d ₃
			mm										N			rpm	mm			
20	SL04 5004 PP	0.20	20	42	30	29	24.7	39.8	1.8	0.3	0.5	22.5	32 000	39 000	4 000	21.5	21	31	34	47
25	SL04 5005 PP	0.24	25	47	30	29	24.7	44.8	1.8	0.3	0.5	22.5	35 000	46 000	3 600	21.5	21	35.5	39	52
30	SL04 5006 PP	0.37	30	55	34	33	28.2	52.8	2.1	0.3	0.5	25.5	40 000	53 000	3 000	25	24	41	44	60
35	SL04 5007 PP	0.48	35	62	36	35	30.2	59.8	2.1	0.3	0.5	27.5	40 000	70 000	2 600	27	26	46.5	50	67
40	SL04 5008 PP	0.56	40	68	38	37	32.2	65.8	2.7	0.6	0.5	28.5	60 000	82 000	2 400	28	27	51.5	55	75
45	SL04 5009 PP	0.70	45	75	40	39	34.2	72.8	2.7	0.6	1	30.5	73 000	104 000	2 200	30	29	57.5	61	82
50	SL04 5010 PP	0.76	50	80	40	39	34.2	77.8	2.7	0.6	1	30.5	77 000	113 000	2 000	30	29	62	66	87
55	SL04 5011 PP	1.18	55	90	46	45	40.2	87.4	3.2	0.6	1	36	92 000	140 000	1 800	35	34	69	73	99
60	SL04 5012 PP	1.26	60	95	46	45	40.2	92.4	3.2	0.6	1	36	96 000	151 000	1 700	35	34	74	79	104
65	SL04 5013 PP	1.33	65	100	46	45	40.2	97.4	3.2	0.6	1	36	100 000	162 000	1 600	35	34	79	84	109
70	SL04 5014 PP	1.87	70	110	54	53	48.2	107.1	3.2	0.6	1.5	42	134 000	212 000	1 400	43	40	85	91	119
75	SL04 5015 PP	1.96	75	115	54	53	48.2	112.1	4.2	0.6	1.5	42	155 000	150 000	1 400	43	40	90	97	124
80	SL04 5016 PP	2.71	80	125	60	59	54.2	122.1	4.2	0.6	1.5	48	162 000	260 000	1 300	49	46	97.5	105	137
85	SL04 5017 PP	2.83	85	130	60	59	54.2	127.1	4.2	0.6	1.5	48	168 000	280 000	1 200	49	46	104.5	112	142
90	SL04 5018 PP	3.71	90	140	67	66	59.2	137	4.2	0.6	1.5	54	244 000	408 000	1 100	54	51	109.5	118	152
95	SL04 5019 PP	3.88	95	145	67	66	59.2	142	4.2	0.6	1.5	54	252 000	424 000	1 100	54	51	114	122	157
100	SL04 5020 PP	3.95	100	150	67	66	59.2	147	4.2	0.6	1.5	54	264 000	440 000	1 000	54	51	118	128	162
110	SL04 5022 PP	6.57	110	170	80	79	70.2	167	4.2	0.6	1.5	64	316 000	544 000	900	65	62	132	143	182
120	SL04 5024 PP	7.04	120	180	80	79	71.2	176	4.2	0.6	1.5	64	328 000	592 000	900	65	63	141.5	153	196
130	SL04 5026 PP	10.5	130	200	95	94	83.2	196	4.2	0.6	1.5	77	432 000	768 000	800	77	75	157	170	216
	SL04 130 PP	7.5	130	190	80	79	71.2	186	4.2	0.6	1.5	64	344 000	632 000	800	65	63	151	160	206